

*Powerfully Teaching  
Your Children  
Gospel Principles*

## **Lesson Plan: “Behold Thy Mother!”**

### **Objectives:**

- **Emphasize that Christ showed us the perfect example by honoring His mother.**
- **Talk about ways we can honor our mother.**

### **Reinforces Principle of:**

- **Honoring mothers**

### **Each lesson contains 5 timed activities:**

(Choose the activities that fit your family’s schedule.  
Additional resources are provided as extra time may be available.)

**Reverence Time:** Song, prayer, scripture and video clip

**Lesson Time:** Lesson summary and points to ponder

**Story Time:** Story

**Activity Time:** Object lesson or activity

**Treat Time:** Prayer, theme related recipe & music video

# LDS Family Fun



## ReverenceTime

Approximate Time: 5 minutes


**Sing Together:** Children's Songbook #207 "Mother, I Love You"  
If you wish to have an online music file to accompany you visit:  
<http://www.lds.org/cm>  
(Note: Navigate to the *Interactive Church Music Player* where you can listen to and print Church hymns and children's songs.)

**Prayer:**

**Scripture Time:** John 19:26-27  
26. When Jesus therefore saw his mother, and the disciple standing by, whom he loved, he saith unto his mother, Woman, behold thy son!  
27. Then saith he to the disciple, Behold thy mother! And from that hour that disciple took her unto his own home.

**Video Clip:** Watch chapter 8 from the animated Complete Learning System, *Worthy is the Lamb* DVD. (Video clip is also provided for viewing online.)

# LDS Family Fun



## LessonTime

Approximate Time: 10 minutes

(For younger children, it may be helpful to summarize the following ideas):

### Lesson Summary:

The second Sunday in May is Mother's day. This is a day set apart to honor and celebrate our mothers.

#### **Honor is a simple word; it means to give special respect and pay tribute.**

As we think about what gift we can give our one's mother for Mother's Day remember these words President Monson taught, "What finer gift could [one's mother] receive than to know that a son or a daughter was honoring [her] by honoring God and living his commandments?" *Thomas S. Monson, New Era, Dec 1974 © Intellectual Reserve, Inc. All rights reserved.*

#### **How did the Savior honor his mother?** (Discuss ideas.)

#### **How can honoring our mothers make us happier and better people?** (Discuss ideas.)

"Honoring our mothers means to respond to teachings that have been patiently and thoughtfully given. Each of our families would be more happy if we as children would honor our fathers and our mothers. The oft-quoted statement of President Abraham Lincoln, 'All that I am or ever hope to be, I owe to my angel mother,' could be spoken sincerely by almost all of the children in the Church. Much of what you are or ever hope to be, you owe to the patient and encouraging words and actions of your parents, or those who serve as your parents." *Hugh W. Pinnock, Liahona, Mar 1983 © Intellectual Reserve, Inc. All rights reserved.*

Heavenly Father sent His children to earthly parents, whom He has entrusted to teach them the commandments. "Has your mother ... ever reminded you as you were leaving the house to 'remember who you are'? ... 'Remember that you are part of this family, with a reputation to uphold.' And, even more importantly, 'remember that you are a child of God and must act accordingly.'" *Susan W. Tanner General Conference, April 2007 © Intellectual Reserve, Inc. All rights reserved.*

Because mother loves us she teaches us to honor Heavenly Father by keeping the commandments.

#### **Who are we honoring when we keep the commandments that our mothers teach us?**

(Discuss ideas. Emphasize that we are honoring both Heavenly Father and our mothers.)

"May each of us treasure this truth: One cannot forget mother and remember God. One cannot remember mother and forget God. Why? Because these two sacred persons, God and mother, partners in creation, in love, in sacrifice, in service, are as one." *Thomas S. Monson, Ensign, Apr 1998 © Intellectual Reserve, Inc. All rights reserved.*

**Points to Ponder:**

**Should Mother's Day be the only day we honor our mothers?** (No. It is a commandment to honor our mothers everyday. "Honour thy father and thy mother..." [Exo. 20:12])

**Why should we honor our mothers?** (Discuss ideas. Talk about the many things that a mother does for each member of the family.)

**The Proclamation on the Family teaches that "mothers are primarily responsible for the nurturing of their children." What does it mean to nurture?** (Discuss ideas.)

"Nurturing refers to parenting behaviors such as warmth, support, bonding, attachment, recognizing each child's unique abilities, and attending to children's needs. ... A mother's nurturing love arouses in children, from their earliest days on earth, an awakening of the memories of love and goodness they experienced in their premortal existence. Because our mothers love us, we learn, or more accurately remember, that God also loves us."

*M. Russell Ballard, Ensign, Mar 2006 © Intellectual Reserve, Inc. All rights reserved.*

"A mother overheard her son, four, tell his brother, six, 'I don't believe in Jesus.' ...Sensing a need, the mother reinforced the younger boy's understanding of the Savior. She placed a picture of the Redeemer in his room and continued to teach all of her children more about the Master. Sometime later, the younger son commented, 'Mom, you're my best friend—next to Jesus.'"

*Richard G. Scott, Ensign, May 1993 © Intellectual Reserve, Inc. All rights reserved.*

**How did this mother's nurturing influence the way her son honored her and Heavenly Father?** (Discuss ideas.)

**Quote:**

"If one dishonors the commandments of God, one dishonors mother, and if one dishonors mother, one dishonors the commandments of God." *Russell M. Nelson, Ensign, May 1999 © Intellectual Reserve, Inc. All rights reserved.*

# LDS Family Fun



## StoryTime

Approximate Time: 3 minutes

“This school year we will be working on a Warm and Fuzzy Book of writing.” Mrs. Taft announced. “When you hear the words warm and fuzzy, what do you think of?”

The class threw out their ideas; puppies, kittins, blankets, etc.

“Now, when you think of these warm and fuzzy things, how do they make you feel inside?”

“Happy, good, cheerful, loved,” the class responded.

“These warm and fuzzy feelings are what I want you to write about. Your first assignment is to write about your earliest, warm and fuzzy memory,” Mrs. Taft said. “I’ll read the first line of my earliest, warm and fuzzy memory that I wrote when I was your age as an example.” Mrs. Taft opened a worn and yellowed booklet and began to read, “When I was just a toddler, I remember my dad picking me up and gently rubbing my hand across his beard. It would tickle and make me laugh.”

Mindy loved to write. When she got home she hurried to the kitchen, where Mother was singing while she peeled potatoes. Mindy loved the atmosphere that Mother’s singing brought to their home. Mother could even get the children to stop fighting and burst into laughter when, in her exaggerated opera voice, she would sing, “There is beauty all around, when there’s love at home.”

“How was your first day of school as a fifth grader?” asked Mother.

“It was great! This year, each of us gets to make a Warm and Fuzzy Book, filled with our *own* stories!”

“That sounds fun. When do you start?” Mother asked.

“Tonight. Our first assignment is ‘My First Warm and Fuzzy Memory.’”

Mindy gave Mother a hug before sitting down at the table and took out her writing pad and pencil.

Mother placed an after-school snack of sliced apples on the table. “So, what are you going to write about? Our vacation to Disneyland when you were four?” she queried.

“Mom, I have memories earlier than that!” Mindy answered. “But, I want it to be a surprise until my whole book is done,” Mindy said, “Then you and Dad can read my whole Warm and Fuzzy Book.”

“I will look forward to reading the works of my very *own* renowned writer at the end of the year, then, when you’re a published author, I’ll say, ‘I had the privilege of reading her very first works.’”

Mindy smiled. Mother always made her feel both loved and special!

Humming along to Mother's singing, Mindy began writing down her thoughts, "My earliest warm and fuzzy memory is of my Mom rocking and singing me to sleep when I was about two years old. Her sweet singing voice has always made me feel warm and fuzzy and it still does...."

The next writing assignment was to write about one's favorite vacation. Mindy loved family vacations. "How will I *ever* pick just one, I've loved them all?" she asked Mother.

"Maybe you could put a twist to your writing and title your paper, Why *Every* Vacation Is My Favorite," Mother suggested.

"That's a great idea, Mom! Thanks."

Mindy started her paper with, "When we go on family vacation, it doesn't matter where we go. What makes every vacation my favorite is spending time with my family.... I love how my family sings together in the car, around the campfire and while we're rafting down the river. When we sing together, I can really feel the love that we have for one another...."

As the year progressed Mindy enjoyed writing in her Warm and Fuzzy Book. Her favorite assignment, though was the last. "My first best friend is still my best friend," she wrote. "It's my mom and I'm one of her best friends too. I know that she not only likes me, but she loves me too! Unlike some friends, she doesn't like me because my hair is pretty, or because I'm smart or because of the kind of clothes I wear..."

Mindy stopped writing every now and then to collect her thoughts. She giggled when the thought, "My best friend gives me a warm and fuzzy feeling inside," popped into her head and she hurried to write it down on her paper. "...Although she's *really* old, almost forty, she is not afraid to act like a kid. She'll stand on her head, drop into the lake from a rope swing, play dress-up, sleep out in the back yard and even sing karaoke with my friends and me, but most importantly she has taught me that I am a child of God."

Mother caressed Mindy's hair. "You're really spending some time on this one. What's it about?"

"My Very First Best Friend."

Mother's eyes glistened with tears. "I miss *my* very first best friend!"

"Who was it, Mom?" Mindy asked.

"My Momma."

Mindy smiled as she handed her paper to Mother. "You can peek at the first line," she said with a smile. "Mom, Grandma wasn't just my Grandma, she was one of my best friends too?"

"I know. And you were one of her best friends, too."

"Grandma, you and me, we were all best friends," Mindy stated. "It's like a circle."

"The circle of love," Mother agreed, "That keeps growing with every new generation."

At the end of the school year, Mindy presented her Warm and Fuzzy Book to Mother and Father. They laughed and cried together as they read the delightful stories of their precious daughter, "...other friends might come and go, but my mom will be my best friend forever and I will always honor her. The (story that will never) End."

by Margie Nauta Lee © 2009 Living Scriptures, Inc.

# LDS Family Fun

## ActivityTime

Approximate time: 20 minutes

### What you need:

A copy of the “Flowers for Mother” activity ( If desired, print a copy for each of your children), scissors, tape, pencil or marker, a 12 oz. paper/plastic cup and a bag of Hershey’s Kisses® or any small candies of your choice and or nuts.

### Preparation

1. Print out the artwork.

### Activity:








(Younger children will need help from an older sibling or parent.)



1. Ask: Why do we honor mothers? (Discuss ideas.)
2. What are some ways we will honor our mother? (Discuss ideas.)
3. As a family or individually create flower bouquet(s) for your mother:
  - a. Cut out flower pot, leaves, flowers and stems artwork.  
On the back of the flowers write some of the ideas for how you will honor your mother.
  - b. Wrap stems tightly around a pencil and tape. Remove pencil.
  - c. Tape flowers and leaves to stems.
  - d. Cover paper/plastic cup with flower pot artwork and tape.  
Fill flower pot with your choice of candy and/or nuts.
  - e. Trim some of the stems if desired. Gently push the flower stems into the candy and/or nuts, to make an attractive flower arrangement(s).
4. Sing: Children’s Songbook #202 “I Often Go Walking” to your mother.  
If you wish to have an online music file to accompany you visit:  
<http://www.lds.org/cm>.
5. Present your mother with the flower arrangement(s). Don’t forget to give her your love, too, with lots of hugs and kisses.













**Approximate Time: 25 minutes**

**Prep Time: 15 minutes**

**Cook Time: 10 minutes**

**Treat Time:** We can honor our mothers by giving her a day off from cooking. This is a fun and easy meal that father and children can prepare. Let children help according to their abilities.

### **Mother's Day-off Hay Stack Dinner**

**Ingredients:** (Use as many or few ingredients as you like or use your imagination and substitute ingredients of your choice such as chicken, coconut, tomatoes, bell peppers, etc.)

- 3 c. Minute® Rice (or traditional rice)
- 1 (.75-oz.) pkg. brown gravy mix
- 2 Tbsp. soy sauce
- 1 (9.5-oz) can chow mein noodles
- 2 c. diced ham
- 6 eggs
- 1 c. diced celery
- 1 c. cooked fresh or frozen peas
- 1/4 c. sliced green onions
- 1 c. shredded cheddar cheese
- 1 c. pineapple tidbits
- 1/2 c. slivered almonds or cashews



### **Directions:**

1. Cook rice according to directions on package.
2. Make gravy according to package directions. Add soy sauce to gravy.
3. Scramble eggs.
4. Place remaining ingredients in separate bowls.
5. To serve: Layer hot rice, chow mein noodles, ham and gravy. Then stack with remaining ingredients.

**Closing Prayer and blessing on the food.**