

LDS Family Fun

ActivityTime

Approximate Time: 20 minutes

What you need: A copy of the “Joseph Forgives” activity for each child (artwork included with this lesson), scissors, crayons, markers, or colored pencils, and tape.

Preparation 1. Print out the artwork.

Activity: 1. Have children color their Joseph head piece, wristlets, and ring.
(While children color discuss how Heavenly Father blessed Joseph because of his willingness to forgive his brothers.)

2. Assemble Joseph head piece, wristlets, and ring:

A. Cut out along dotted lines.

B. Fold along solid blue lines.

C. Match up letters in alphabetical order (A & A, B & B etc.) and tape in place. Note: J & H may need to be taped after putting on child’s wrist.

3. Ask and discuss the following questions:

A. Would you like to be a great person like Joseph?

(Have children put on their Joseph head piece, wristlets, and ring.)

B. Was being a ruler over Egypt what made Joseph a great man?

C. Was Joseph a great man because he was faithful and forgiving?

D. If you are forgiving, like Joseph, will Heavenly Father bless you?

E. Do you think becoming governor of Egypt is the greatest blessing that Joseph will receive because of his faithfulness?

F. What greater blessing comes from being faithful and forgiving?


G. Do you think it was easy for Joseph to forgive his brothers?


H. Who do you think helped Joseph soften his heart so that he could forgive his brothers?


I. Is it easier to be forgiving if we pray for help?


J. Do you think Joseph found peace through the Atonement of Jesus Christ?

K. Can you find peace through the Atonement of Jesus Christ if you forgive others?









6

7

